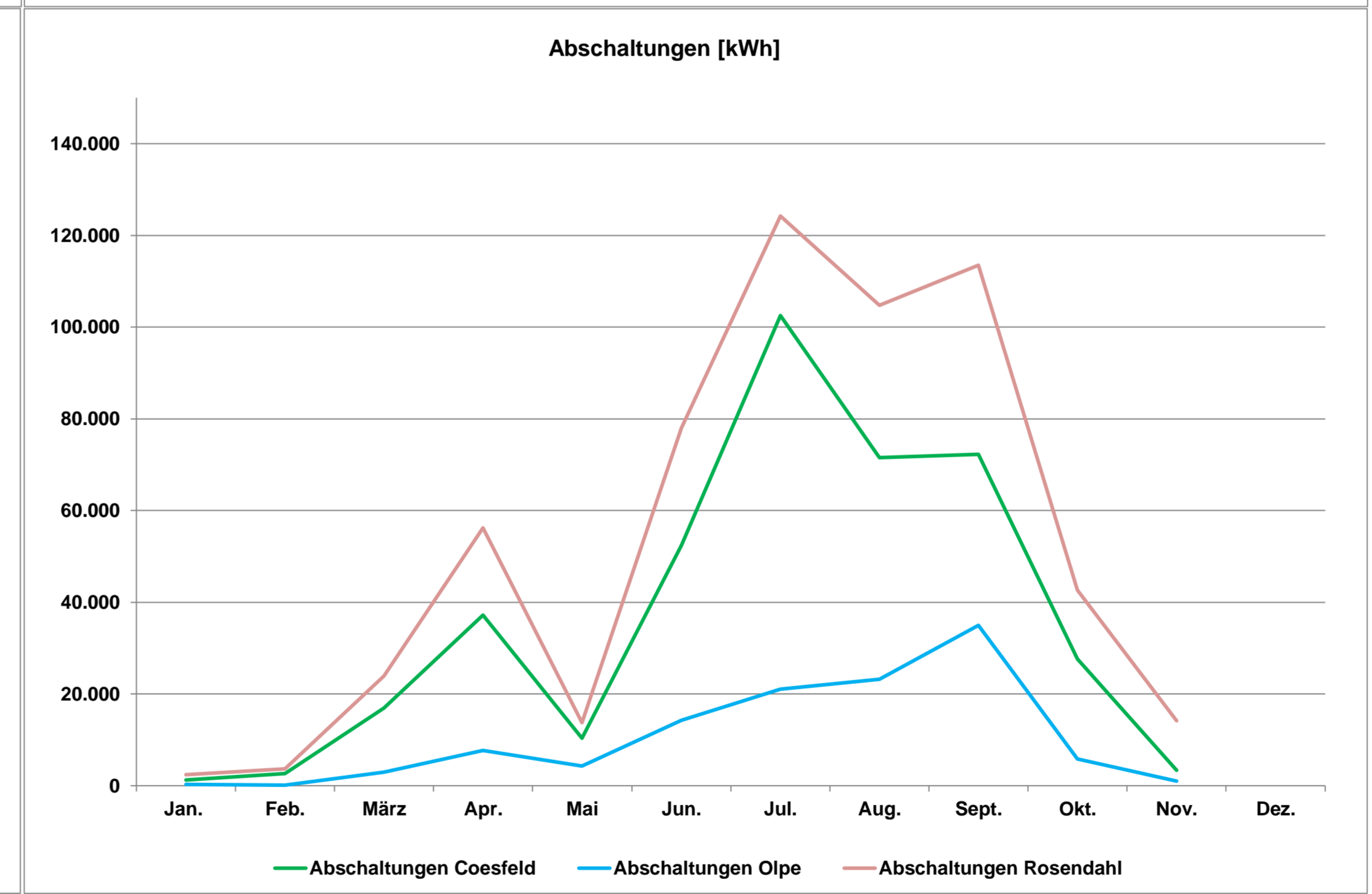
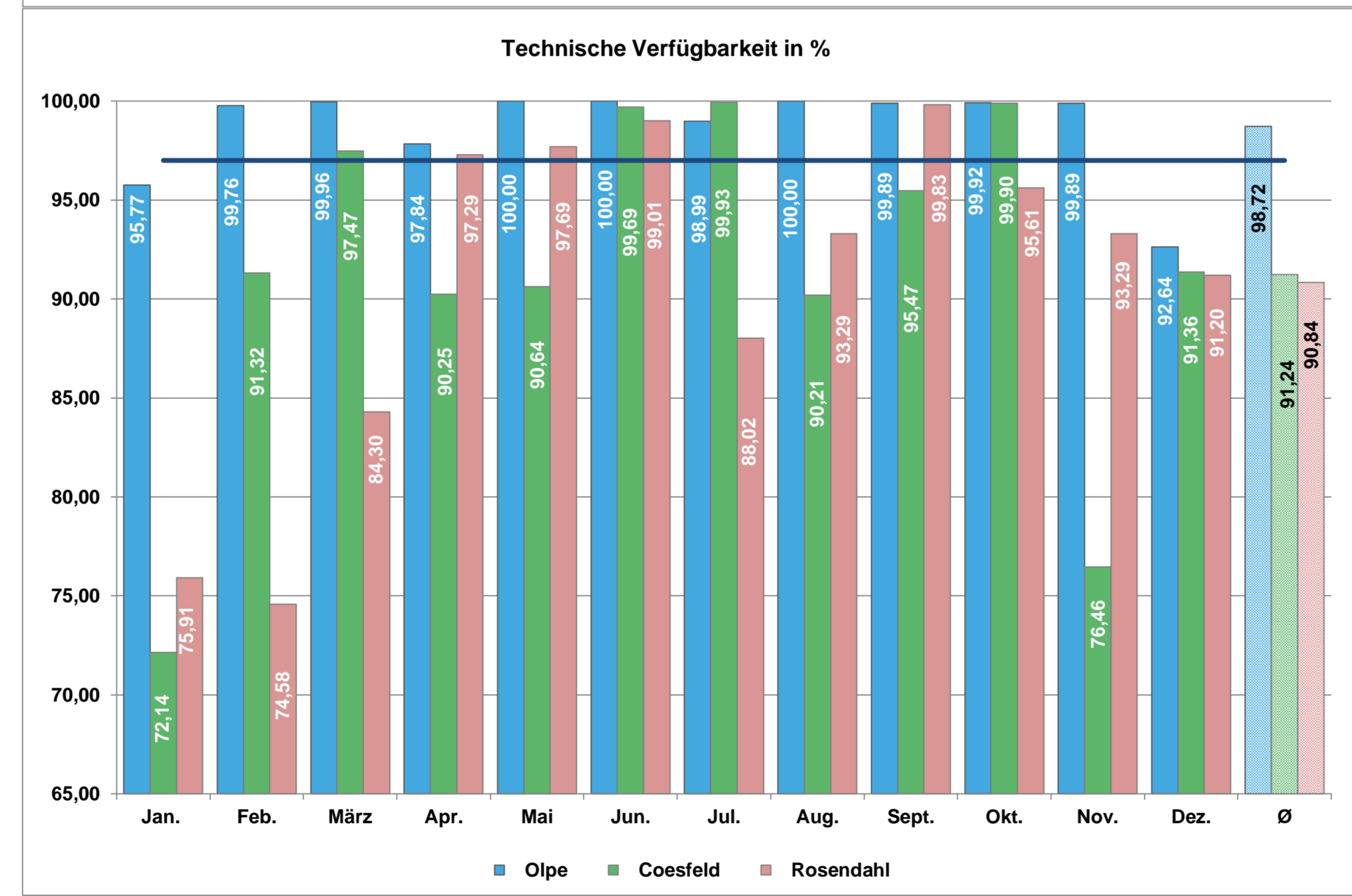
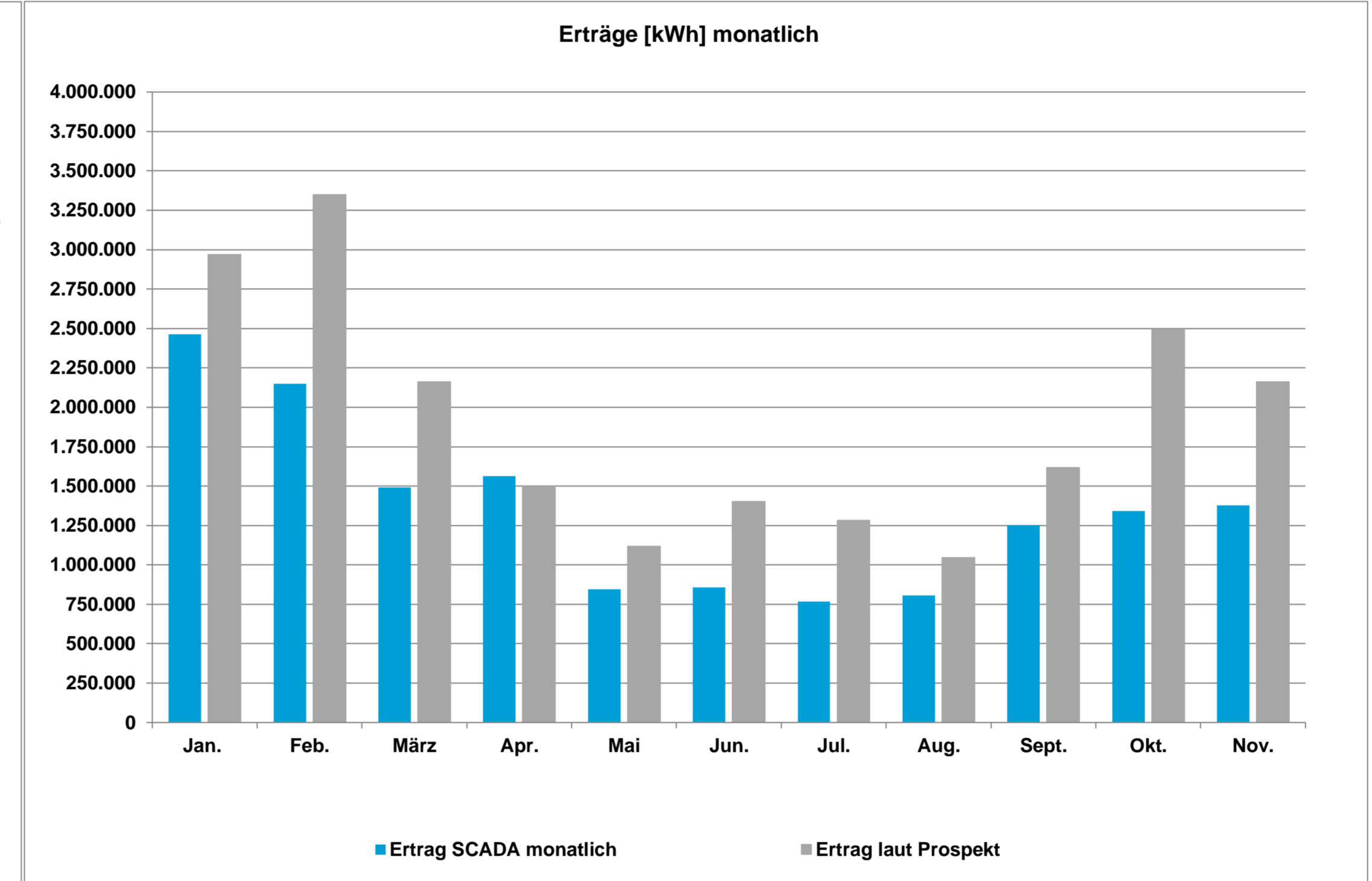
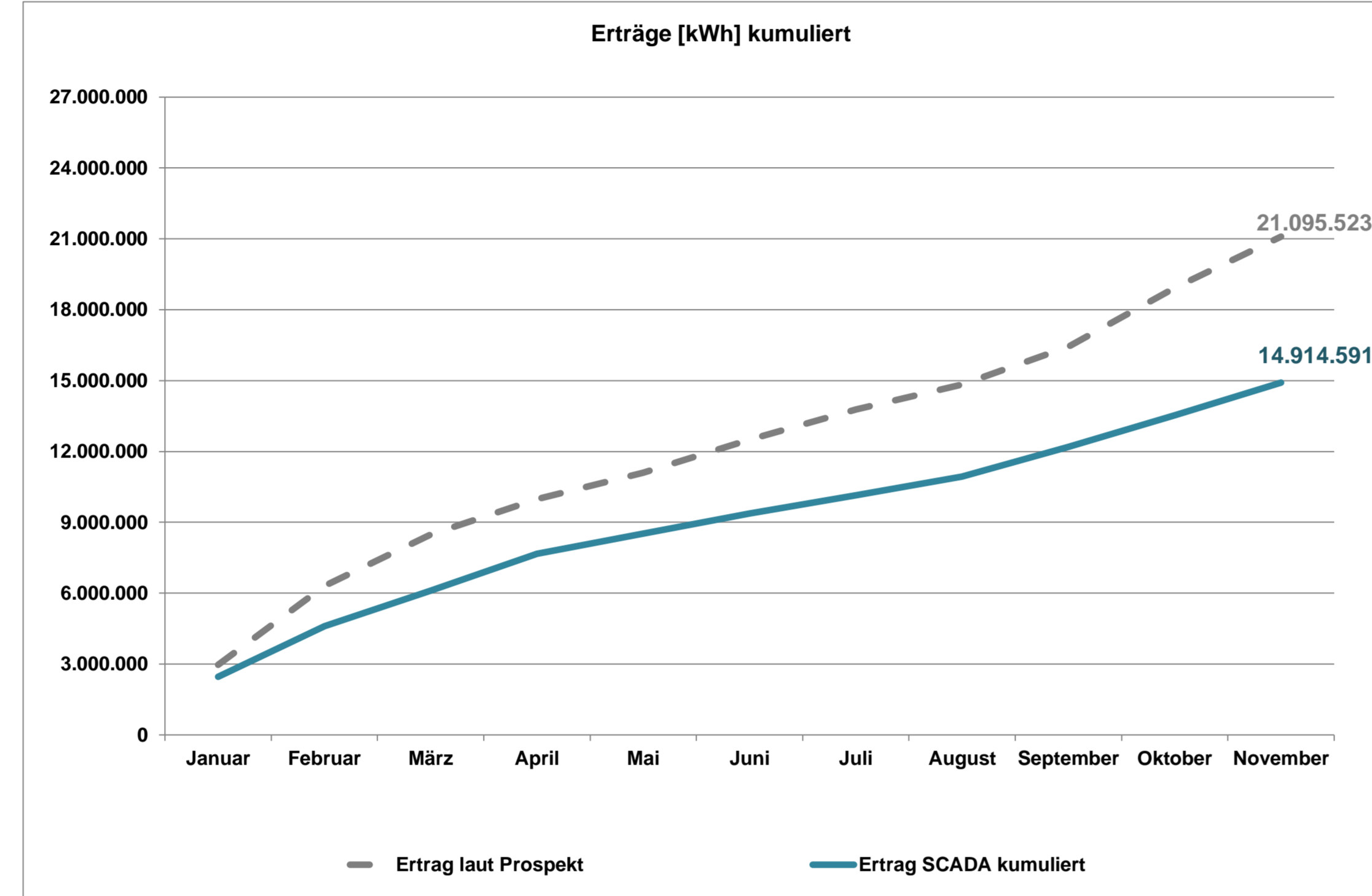


Jahresübersicht 2024 - Entwicklung der Energieerträge [kWh] SL Windpark Baumberge GmbH & Co. KG

	23.756.220	Jan.	Feb.	März	Apr.	Mai	Jun.	Jul.	Aug.	Sept.	Okt.	Nov.	Dez.	Summe 2024
Summe Olpe	378.788	378.788	368.945	263.143	212.249	125.848	121.836	101.497	125.714	259.459	246.783	253.962	114.356	2.572.580
70895	378.788	368.945	263.143	212.249	125.848	121.836	101.497	125.714	259.459	246.783	253.962	114.356	2.572.580	
Abschaltungen Olpe	278	119	2.978	7.671	4.329	14.247	21.100	23.255	34.964	5.832	982	0	115.755	
Summe Coesfeld	878.788	793.477	578.290	557.402	303.184	308.067	299.691	262.951	405.244	489.640	351.612	563.524	5.791.870	
58073	86.379	226.659	149.606	159.468	81.965	78.051	76.748	76.186	110.738	126.212	148.190	213.112	1.533.314	
70662	378.831	334.493	228.334	231.677	129.217	113.917	111.010	78.138	170.071	181.526	103.821	249.955	2.310.990	
70664	413.578	232.325	200.350	166.257	92.002	116.099	111.933	108.627	124.435	181.902	99.601	100.457	1.947.566	
Abschaltungen Coesfeld	1.247	2.666	16.900	37.173	10.383	52.379	102.517	71.537	72.261	27.613	3.329	0	398.005	
Summe Rosendahl	1.204.268	988.220	650.204	793.824	416.745	426.051	367.228	417.482	586.213	605.444	772.342	1.117.504	8.345.525	
70645	488.829	406.377	216.663	260.338	113.185	118.282	108.378	106.699	161.317	174.657	171.528	254.453	2.580.706	
70646	215.124	153.093	141.486	145.613	92.561	82.718	54.415	81.250	108.712	130.390	130.997	187.159	1.523.518	
70647	842	10.507	66.281	163.934	93.757	110.862	107.398	107.715	147.567	124.110	207.219	314.808	1.455.000	
70648	499.473	418.243	225.774	223.939	117.242	114.189	97.037	121.818	168.617	176.287	262.598	361.084	2.786.301	
Abschaltungen Rosendahl	2.403	3.658	23.910	56.248	13.793	78.052	124.220	104.767	113.533	42.634	14.124	0	577.342	
Erträge gesamt (exkl. Abschaltungen)	2.461.844	2.150.642	1.491.637	1.563.475	845.777	855.954	768.416	806.147	1.250.916	1.341.867	1.377.916	1.795.384	1.795.384	16.709.975
Erträge gesamt (inkl. Abschaltungen)	2.465.771	2.157.085	1.535.425	1.664.568	874.283	1.000.633	1.016.253	1.005.706	1.471.673	1.417.946	1.396.351	1.795.384	1.795.384	17.801.078



	Jan.	Feb.	März	Apr.	Mai	Jun.	Jul.	Aug.	Sept.	Okt.	Nov.	Dez.	Ø
Olpe	95,77	99,76	99,96	97,84	100,00	100,00	98,99	100,00	99,89	99,92	99,89	92,64	98,72
70895	95,77	99,76	99,96	97,84	100,00	100,00	98,99	100,00	99,89	99,92	99,89	92,64	98,72
Coesfeld	72,14	91,32	97,47	90,25	90,64	99,69	99,93	90,21	95,47	99,90	76,46	91,36	91,24
58073	30,98	99,96	100,00	99,82	99,71	99,77	100,00	99,44	100,00	99,95	97,60	100,00	93,94
70662	89,70	98,47	99,63	99,99	99,85	99,61	99,79	71,18	99,92	99,90	59,56	87,93	92,13
70664	95,75	75,53	92,77	70,93	72,35	99,70	100,00	100,00	86,49	99,84	72,23	86,14	87,64
Rosendahl	75,91	74,58	84,30	97,29	97,69	99,01	88,02	93,29	99,83	95,61	93,29	91,20	90,84
70645	99,99	99,99	89,81	100,00	99,42	99,97	94,40	94,63	99,82	99,85	87,83	68,55	94,52
70646	100,00	78,12	96,65	98,83	99,85	96,43	67,93	78,57	99,54	99,90	89,15	100,00	92,08
70647	3,66	20,22	51,03	99,60	92,16	99,98	98,53	99,97	99,96	82,77	96,18	96,88	78,41
70648	100,00	100,00	99,71	90,73	99,33	99,67	91,22	100,00	100,00	99,90	100,00	99,38	98,33
Mittelwert gesamt	76,98	84,01	91,20	94,72	95,33	99,39	93,86	92,97	98,20	97,75	87,81	91,44	91,97